



INSTRUCTION MANUAL



Racing Wheel Stand



For assistance, please contact: sales@inracing.in
www.inracing.in



Thank you for purchasing an

INRACING - Racing Wheel Stand

If you require any support with your product, please contact our team at:
sales@inracing.in for a prompt response.



WARNING

Please do not use power tools for assembly as over tightening can damage your frame.

CAUTION

Heavy product once assembled



WARNING
CHOCKING HAZARD

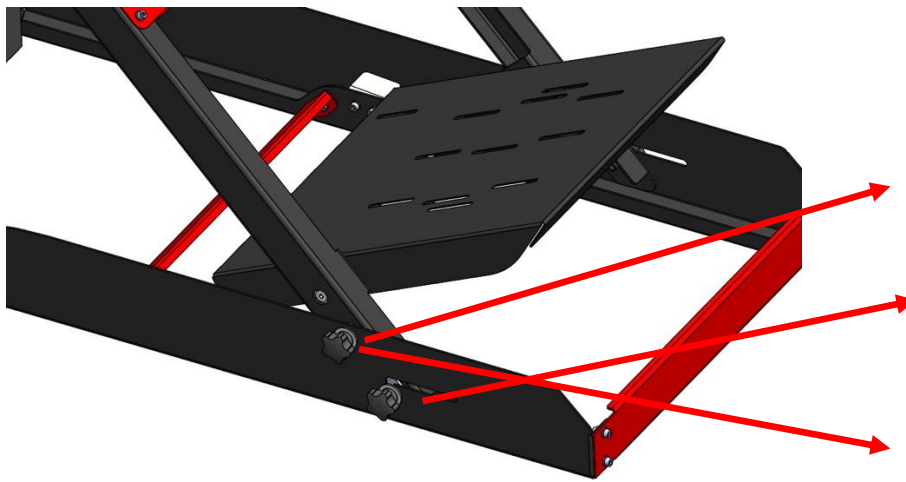
Small parts not for children under 3 years or any individuals who have a tendency to place inedible objects into their mouths

For assistance, please contact: sales@inracing.in
www.inracing.in



INSTALLATION GUIDE

Step 1:

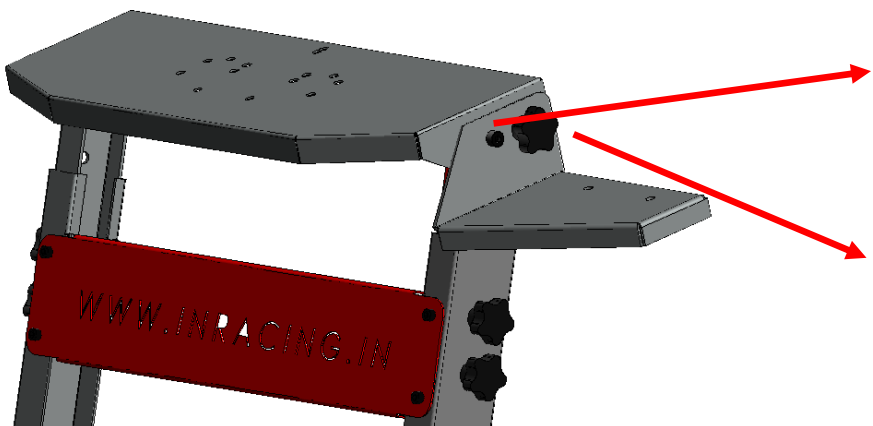


Remove this knob to un-
fold the stand.

Loosen the knob to
unfold the stand and
tighten it once the stand
is unfolded.

Put this knob back and
tighten once the stand is
unfolded.

Step 2:



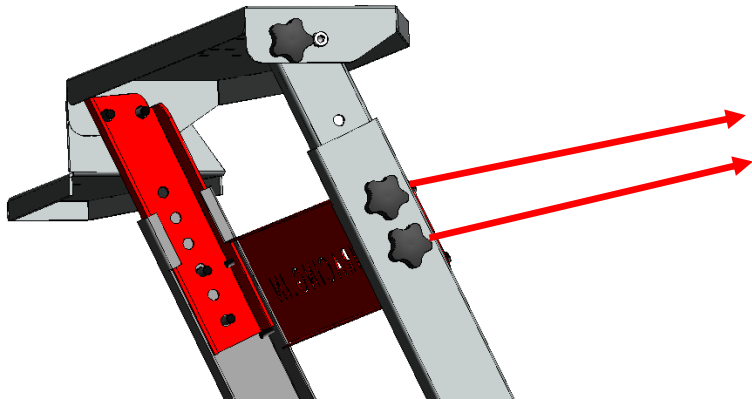
Put the gear shifter plate
in place and tighten using
M8 Bolt.

Align the steering plate
to your desired angle and
tighten the flower knob.

For assistance, please contact: sales@inracing.in
www.inracing.in

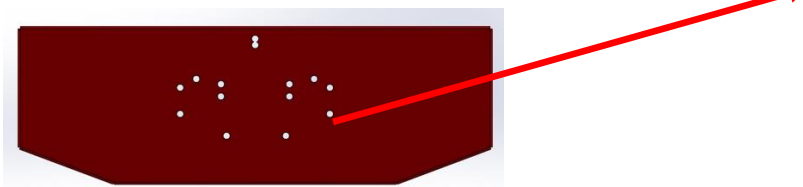


Step 3:



Pull out the 2 flower knobs on either side to increase/decrease height of the steering plate. Tighten the knobs once the steering height is perfect for you.

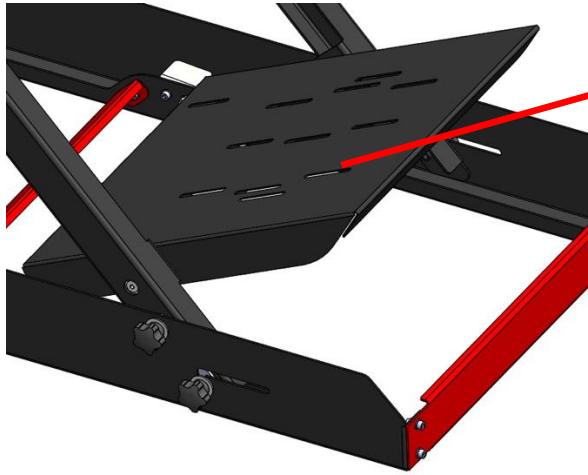
Step 4:



Fit the steering wheel by aligning it with appropriate slots and hand tighten using the 2 M6 Allen Bolts provided.

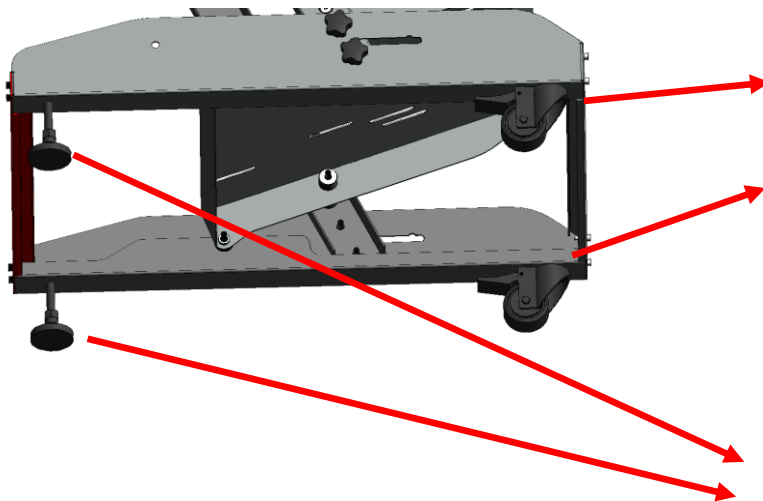


Step 5:



Fit the pedal by aligning it with appropriate slots and hand tighten using the 2 M6 Allen Bolts provided.

Step 6: (Not mandatory, follow this step only if required)



To screw in the castor wheels on the front end, on the underside of the stand, place the threaded stem into the pop nut and turn in the clockwise direction.

To screw in the levelers at the rear end, on the underside of the stand, place the threaded stem into the pop nut and turn in the clockwise direction.



You are ready to race now!



Welcome to the INRacing fraternity

Happy Racing!!!

For assistance, please contact: sales@inracing.in
www.inracing.in